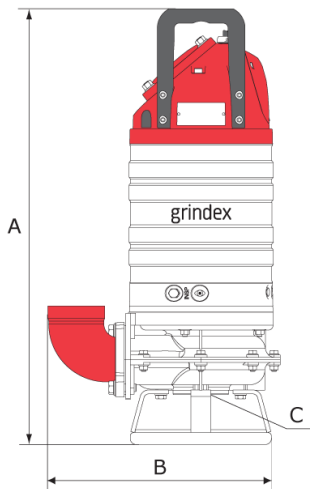


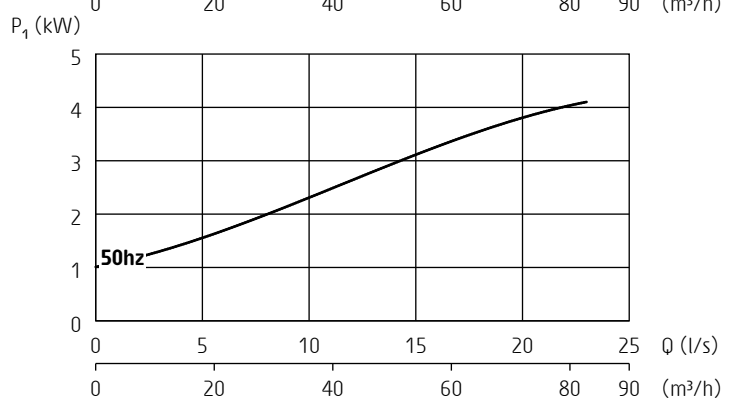
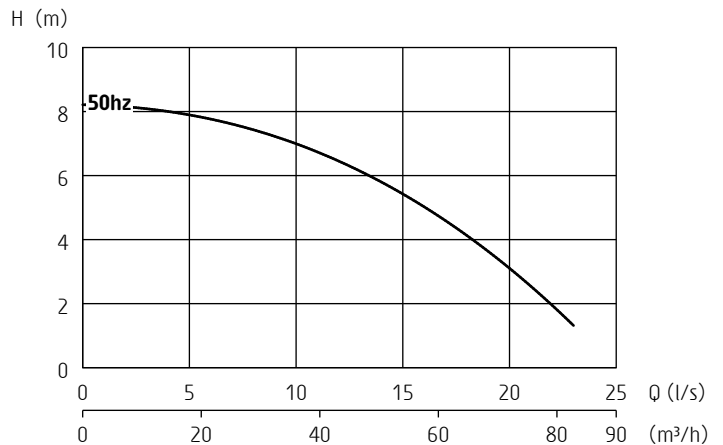
Senior

Electrical submersible sludge pump



50 Hz	Senior
Discharge connection	4"
Rated power P_2 [kW]	3,2 kW
Max. power consumption P_1 [kW]	4,2 kW
Shaft speed [r.p.m.]	1480
Rated current at 230V	13 A
Rated current at 400V	7,6 A
Rated current at 500V	6,0 A
Solids passage C	80 mm
Dimensions A / B	786 / 480 mm
Weight	57 kg

Other voltages on request



ISO 9906/A

Pump types

N: normal pressure

Classification

Electrical submersible drainage pump

Protection class: IP 68

Electrical motor

Squirrel cage induction motor, insulation class: H (IEC 85)

Motor protection

Phase sequence control, phase failure guard, temperature guard with thermal contacts in the stator opening temperature 140°C (284°F) (= SMART system), air valve

Cable - SubCab

4G2,5mm², length 20 m or 14AWG/4, length 53 ft

Limitations

Max. submersion depth: 20 m (66 ft)

Max. liquid temperature: 40 °C (104 °F)

Allowed pH range: 5 - 8

Maximum liquid density: 1100 kg/m³ (68 lbs/ft³)

Shaft seals

Cartridge seal: pre-assembled double mechanical seal running in an oil compartment

Material lower seal: tungsten carbide - tungsten carbide

Material upper seal: tungsten carbide - tungsten carbide

Bearings

Ball bearings with C3 clearance

Discharge connection

4" hose, ISO-G or NPT

Materials

Casted parts: Aluminium

Outer casing: Stainless steel

Motor shaft: Stainless steel

Impeller: Hard-Iron™

Pump housing: Aluminium/Polyurethane

Screws and nuts: Stainless steel

O-rings: Nitrile rubber

Accessories

Zinc anodes

Specifications can be changed without notice